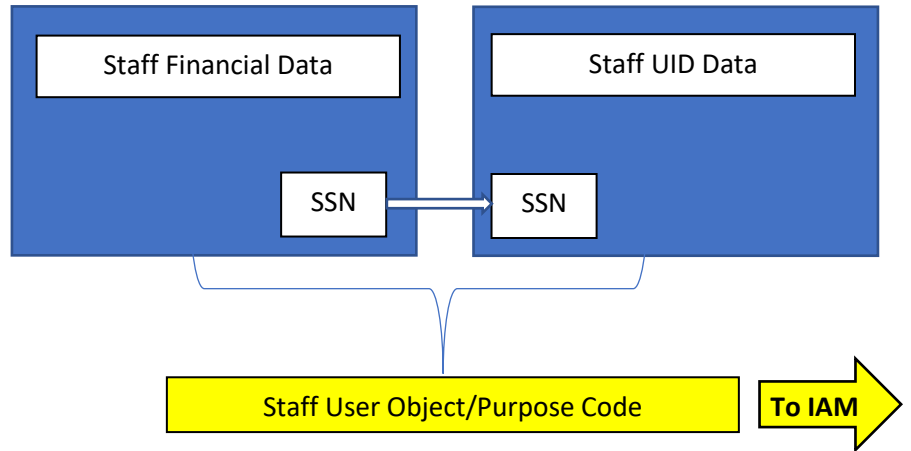


# NCEdCloud IAM Staff Data Flow as of 9-7-2017

## Step 1

Purpose: Obtaining user object/purpose code.

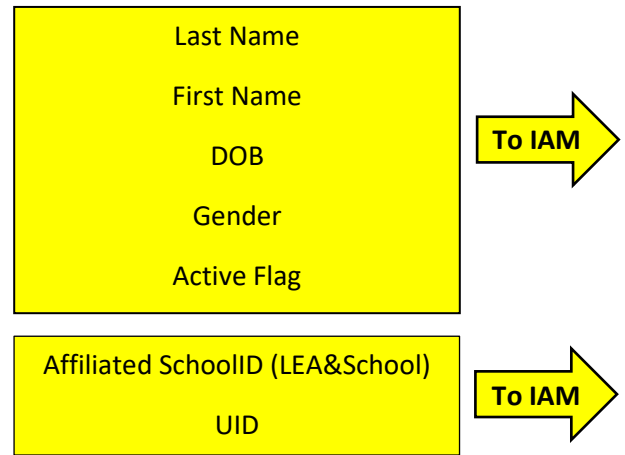
Process: Financial data is queried to locate the object and purpose code for each user. If there is no match found, the object/purpose code will be obtained from the staff UID system.



## Step 2

Purpose: Obtaining UID fields

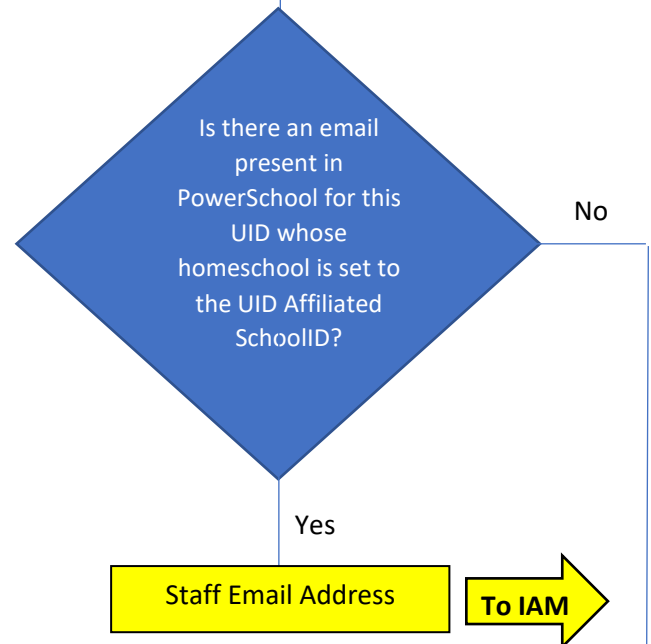
Process: Daily, M-F, all staff UID records are pulled and reside in a file that is later used in the IAM file creation



## Step 3a

Purpose: Obtaining employee email address

Process: This process will search for an email in PowerSchool for each staff user. The staff member must have their homeschool (set on the security settings) match the affiliated schoolid from UID.

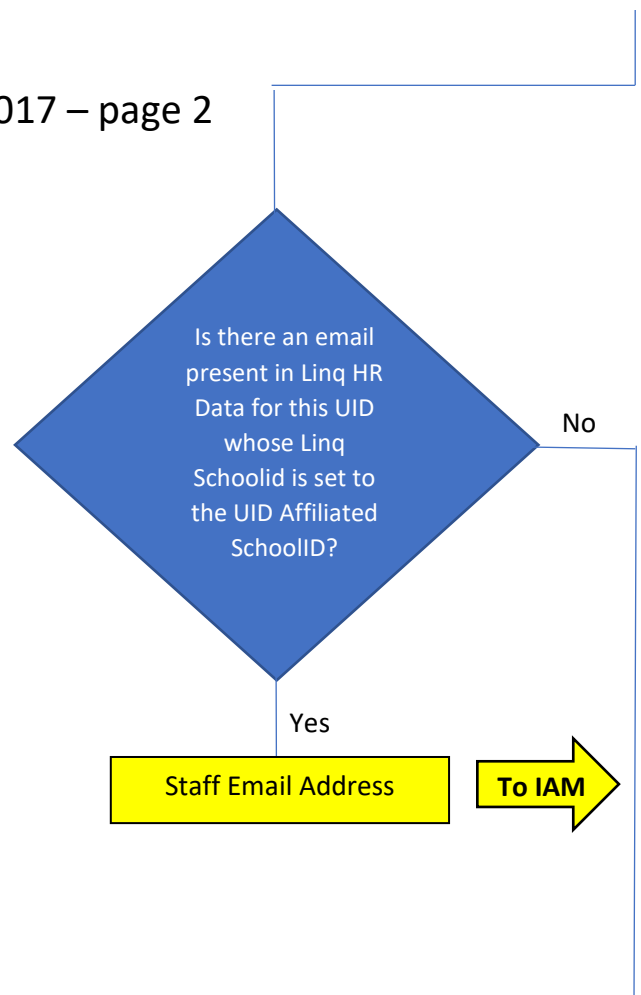


## NCEdCloud IAM Staff Data Flow as of 9-7-2017 – page 2

### Step 3b

Purpose: Obtaining employee email address

Process: This process will search for an email in Linq HR for each staff user. The staff member must have their Linq schoolID match the affiliated schoolid from UID.



### Step 3c

Purpose: Obtaining employee email address

Process: This process will search for an email in HRMS for each staff user. The staff member must have their HRMS schoolID match the affiliated schoolid from UID.

